



# Products Datasheet

January 2024



# THE FRONT SIDE



**DISPLAY**  
4,3" TFT High Definition

**SOFTKEYS**  
changing upon screen view

**KEYBOARD**  
membrane - lighted


















**USB PORT**  
import - export

**NAVIGATION KEYS**

**EDITING KEYS**

**OPERATIONAL KEYS**

## MAIN SOFTKEYS

	ORDERS		CUSTOMERS		PRODUCTS
	VEHICLES		TARGETS		TARGETS ON DEMAND
	DESTINATIONS TERMINALS		RECIPES		FAVORITES
	CLOUD DATA RECEPTION		TARES		CONTAINERS BOOKINGS
	SHIPPERS		LOTS		PICK LOCATION
	DELIVER LOCATION		YES		NO





**WEIGHING SPECIFICATIONS**

**WEIGHING TYPE**

**DYN**

Loader - Telescopic - Tractor - Concrete Mixers



**DYN+**

Loader - Telescopic. Special calibration with load steps



**STA** (application example not compliant with HelperM)  
Material Handler



**AUTOSTA**

Reach Stackers. It is an Automatic STA



**NEW**

**DUAL AUTOSTA**

Grape Harvesters. It is an Automatic STA dual weighing



**SPEED**

Forklift. Calibration on the lifting speed



**DUMPER**

Dumper - ADT - Underground trucks



**STATRUCK**

Road Truck - Agri Trailer



**EXCAV**

Excavator



**WEIGHING SPECIFICATIONS**

**WEIGHING MODE**

**INCREMENTAL**

from zero up to the target



**TARGET**

from the target down to zero. Preset



**TARGET ON DEMAND**

from the target down to zero.  
Two targets simultaneously for split weighing



**VEHICLE**

target based on the vehicle rego. Preset



**RECIPE**

target based. Preset





**WEIGHING SPECIFICATIONS**

**WEIGHING FEATURES (main)**

**MAXIMUM CAPACITY** (6 tonnes)  
restriction in DYN weighing type, only

**AUTOMATIC ADD**  
single weighing added automatically

**MANUAL ADD**  
single weighing added with key

**REMOTE ADD**  
single weighing added manually with a remote key

**TIP OFF**  
live weight tipping off material

**UNIT OF MASS CONVERSION**  
convert kg, t, lb, ton

**NEW**

**TOOLS CALIBRATIONS**  
no. of different calibrations

**GUIDED CALIBRATION**  
calibration wizard

**NEW**

**MULTITASKING**  
number of loads which can run together, each total can include up to 200 partials

**PIECES COUNTER**  
printed and saved

**TARE**  
not saved into the load data

**TOOL POSITION**  
a sensor enable weighing when the tool is in position, only

**DUAL WEIGHING**  
a sensor enable weighing on tool 1 or 2 automatically

**SLOPE WEIGHT CORRECTION**  
a sensor corrects the weight when the machine is on a slope

**STATISTICS**  
saves latests Zero at Empty, Calibrations, Reset Dates - Time of Use - No. of Lifts - No. of Power On



5

10

10

10



20

20  
100 Dumper

25

25





**REPLIKA**

external display connected via canbus.  
Needs HelperXE back panel



**WILOAD**

2.4GHz wireless connection to a load cell



with X panel

**WEIGHING SPECIFICATIONS**

**MEASUREMENT ERROR**  
from machine's max.cap.

**LOADER**

0±1%

0±1%

0±1%



**TELESCOPIC**

0±2%

0±2%

0±2%



**FORKLIFT**

0±1%

0±1%

0±1%



**TRACTORS**

0±1%

0±1%

0±1%



**MATERIAL HANDLER**



0±1%

0±1%



**ADT TRUCKS**



0±3%



**DUMPER TRUCKS**



0±3%



**UNDERGROUND TRUCKS**



0±1%



**ROAD TRUCKS**  
chassis weighing



0±0.5%

0±0.5%



**HOOK LIFTER**



0±0.5%

0±0.5%



**NEW REACH STACKER**



0±1%

0±1%

**EXCAVATOR**



0±2%

**GRAPE HARVESTER**



0±1%

**AGRI TRAILER**



0±2%

0±2%



**NEW SKIP LOADER**



0±0,5%



**DATA MANAGEMENT**

**GENERAL INDUSTRY**



**PRODUCTS** (24 chr.)

includes cubic meters conversion - price -  
unit weight - 4 lines notes 24 chr. each

20  
no price

30  
no price

300

300  
no unit  
weight



















































<b>CUSTOMERS</b> (48 chr.) includes address - destination link	<input type="checkbox"/>	20 0 on dumper	2000	2000
<b>VEHICLE PLATES</b> (15 chr.) includes customer and carrier link	<input type="checkbox"/>	<input type="checkbox"/>	1200	1200
<b>DESTINATIONS</b> (48 chr.) includes address. Customer linked	<input type="checkbox"/>	20 dumper only	1000	1000
<b>CARRIERS</b> (48 chr.) includes address	<input type="checkbox"/>	<input type="checkbox"/>	1000	1000
<b>RECIPES</b> (15 chr.) products: 40 HelperX - 15 the others	5	5	150	150
<b>JOB ORDERS</b>	<input type="checkbox"/>	<input type="checkbox"/>	100	100
<b>FAVORITES</b>	<input type="checkbox"/>	<input type="checkbox"/>	100	100
<b>TARGET WEIGHTS</b> includes name (24 chr.)	<input type="checkbox"/>	10	10	10
<b>LOADING AREAS</b> (48 chr.)	<input type="checkbox"/>	<input type="checkbox"/>	20	20
<b>LOADING NOTES</b> (24 chr.)	<input type="checkbox"/>	<input type="checkbox"/>	20	20
<b>TARES</b> (15 chr.)	10	10	10	<input type="checkbox"/>
<b>OPERATORS ID</b> (15 chr.) includes login ID request	5	100	100	100
<b>SITE OWNER</b> (24 chr.) includes address	<input checked="" type="checkbox"/>	<input checked="" type="checkbox"/>	<input checked="" type="checkbox"/>	<input checked="" type="checkbox"/>
<b>LOADING SITE</b> (24 chr.) includes address	<input type="checkbox"/>	<input checked="" type="checkbox"/>	<input checked="" type="checkbox"/>	<input checked="" type="checkbox"/>
<b>LOADING COMPANY</b> (24 chr.) includes address	<input type="checkbox"/>	<input checked="" type="checkbox"/>	<input checked="" type="checkbox"/>	<input checked="" type="checkbox"/>
<b>MACHINE CODE</b> (15 chr.)	<input checked="" type="checkbox"/>	<input checked="" type="checkbox"/>	<input checked="" type="checkbox"/>	<input checked="" type="checkbox"/>
<b>WEIGHTS LOG</b> (no.records)	100	2000	2000	2000
<b>WEIGHTS ON HOLD</b> (no.records) each total can include up to 200 partials	20	20 100 Dumper	25	25
<b>DATA MANAGEMENT</b>				
<b>LOGISTICS INDUSTRY</b>	<input type="checkbox"/>	<input type="checkbox"/>	<input checked="" type="checkbox"/>	<input type="checkbox"/>
<b>PRODUCTS</b> (24 chr.) includes 4 lines notes 24 chr. each	<input type="checkbox"/>	<input type="checkbox"/>	300	<input type="checkbox"/>







LOTS (48 chr.)	<input type="checkbox"/>	<input type="checkbox"/>	2000	<input type="checkbox"/>
PICKS (48 chr.)	<input type="checkbox"/>	<input type="checkbox"/>	1000	<input type="checkbox"/>
DELIVERS (48 chr.)	<input type="checkbox"/>	<input type="checkbox"/>	1000	<input type="checkbox"/>
JOB ORDERS	<input type="checkbox"/>	<input type="checkbox"/>	100	<input type="checkbox"/>
FAVORITES	<input type="checkbox"/>	<input type="checkbox"/>	100	<input type="checkbox"/>
LOADING AREAS (48 chr.)	<input type="checkbox"/>	<input type="checkbox"/>	20	<input type="checkbox"/>
LOADING NOTES (24 chr.)	<input type="checkbox"/>	<input type="checkbox"/>	20	<input type="checkbox"/>
OPERATORS ID (15 chr.) includes login ID request	<input type="checkbox"/>	<input type="checkbox"/>	100	<input type="checkbox"/>
SITE OWNER (24 chr.) includes address	<input type="checkbox"/>	<input type="checkbox"/>		<input type="checkbox"/>
LOADING SITE (24 chr.) includes address	<input type="checkbox"/>	<input type="checkbox"/>		<input type="checkbox"/>
LOADING COMPANY (24 chr.) includes address	<input type="checkbox"/>	<input type="checkbox"/>		<input type="checkbox"/>
MACHINE CODE (15 chr.)	<input type="checkbox"/>	<input type="checkbox"/>		<input type="checkbox"/>
WEIGHTS LOG (no.records)	<input type="checkbox"/>	<input type="checkbox"/>	2000	<input type="checkbox"/>
WEIGHTS ON HOLD (no.records) each total can include up to 200 partials	<input type="checkbox"/>	<input type="checkbox"/>	25	<input type="checkbox"/>
<b>DATA MANAGEMENT</b>				
<b>CONTAINERS INDUSTRY</b>				
TERMINALS (48 chr.)	<input type="checkbox"/>	<input type="checkbox"/>		<input type="checkbox"/>
SHIPPERS (48 chr.) includes address	<input type="checkbox"/>	<input type="checkbox"/>	2000	<input type="checkbox"/>
CONTAINERS (15 chr.) includes booking#	<input type="checkbox"/>	<input type="checkbox"/>	1200	<input type="checkbox"/>
SHIPS (48 chr.)	<input type="checkbox"/>	<input type="checkbox"/>	1000	<input type="checkbox"/>
SHIPPING LINE (48 chr.)	<input type="checkbox"/>	<input type="checkbox"/>	1000	<input type="checkbox"/>
JOB ORDERS	<input type="checkbox"/>	<input type="checkbox"/>	100	<input type="checkbox"/>
LOADING AREAS (48 chr.)	<input type="checkbox"/>	<input type="checkbox"/>	20	<input type="checkbox"/>







				
<b>LOADING NOTES</b> (24 chr.)	<input type="checkbox"/>	<input type="checkbox"/>	20	<input type="checkbox"/>
<b>OPERATORS ID</b> (15 chr.) includes login ID request	<input type="checkbox"/>	<input type="checkbox"/>	100	<input type="checkbox"/>
<b>SITE OWNER</b> (24 chr.) includes address	<input type="checkbox"/>	<input type="checkbox"/>		<input type="checkbox"/>
<b>LOADING SITE</b> (24 chr.) includes address	<input type="checkbox"/>	<input type="checkbox"/>		<input type="checkbox"/>
<b>LOADING COMPANY</b> (24 chr.) includes address	<input type="checkbox"/>	<input type="checkbox"/>		<input type="checkbox"/>
<b>MACHINE CODE</b> (15 chr.)	<input type="checkbox"/>	<input type="checkbox"/>		<input type="checkbox"/>
<b>WEIGHTS LOG</b> (no.records)	<input type="checkbox"/>	<input type="checkbox"/>	2000	<input type="checkbox"/>
<b>WEIGHTS ON HOLD</b> (no.records) each total can include up to 200 partials	<input type="checkbox"/>	<input type="checkbox"/>	25	<input type="checkbox"/>
<b>DEVICE SPECIFICATIONS</b>				
<b>SOFTWARE (main)</b>				
<b>AUTOMATIC POWER ON</b>				
<b>AUTOMATIC SHUTDOWN</b>				
<b>AUTOMATIC STANDBY</b>				
<b>KEYBOARD LOCK</b>	<input type="checkbox"/>			
<b>CONFIGURATION</b> USB backup/restore				
<b>DATA MANAGEMENT</b> USB backup/restore - wireless restore	 USB	 USB		
<b>LOADING PREVIEW - REDO</b> change weighing data before printing or clear	<input type="checkbox"/>			
<b>OPERATOR ID LOGIN</b> allows to unlock the device	<input type="checkbox"/>			
<b>SOFTWARE UPDATE</b> update to the next level				
<b>LANGUAGES</b> 21 in total				
<b>OUTPUTS</b> alarm - light. M5 with HelperX back panel. For some outputs HX is installed into HelperXE	<input type="checkbox"/>			



























































				
<b>PRINTER - MODEM PORTS</b> can be selected to connect printer or modem in each one of them	<input type="checkbox"/>	<input checked="" type="checkbox"/>	<input checked="" type="checkbox"/>	<input checked="" type="checkbox"/>
<b>DEVICE SPECIFICATIONS</b>				
<b>HARDWARE</b>				
<b>POWER SUPPLY</b> 9 ÷ 36VDC	<input checked="" type="checkbox"/>	<input checked="" type="checkbox"/>	<input checked="" type="checkbox"/>	<input checked="" type="checkbox"/>
<b>WORKING TEMPERATURE</b> -20°C ÷ +60°C metrological accreditation	<input checked="" type="checkbox"/>	<input checked="" type="checkbox"/>	<input checked="" type="checkbox"/>	<input checked="" type="checkbox"/>
<b>PROTECTION CLASS</b> device IP54 - sensors IP67	<input checked="" type="checkbox"/>	<input checked="" type="checkbox"/>	<input checked="" type="checkbox"/>	<input checked="" type="checkbox"/>
<b>DISPLAY</b> 4,3" TFT high definition	<input checked="" type="checkbox"/>	<input checked="" type="checkbox"/>	<input checked="" type="checkbox"/>	<input checked="" type="checkbox"/>
<b>LIGHT AMBIENT SENSOR</b>	<input checked="" type="checkbox"/>	<input checked="" type="checkbox"/>	<input checked="" type="checkbox"/>	<input checked="" type="checkbox"/>
<b>KEYBOARD</b> membrane - lighted	<input checked="" type="checkbox"/>	<input checked="" type="checkbox"/>	<input checked="" type="checkbox"/>	<input checked="" type="checkbox"/>
<b>USB PORT</b>	<input checked="" type="checkbox"/>	<input checked="" type="checkbox"/>	<input checked="" type="checkbox"/>	<input checked="" type="checkbox"/>
<b>PRINTER PORT</b> connects printer or modem	<input checked="" type="checkbox"/>	<input checked="" type="checkbox"/>	<input checked="" type="checkbox"/>	<input checked="" type="checkbox"/>
<b>MODEM PORT</b> connects modem or printer	<input type="checkbox"/>	<input type="checkbox"/>	<input checked="" type="checkbox"/>	<input checked="" type="checkbox"/>
<b>TILT PORT</b> tilt switch - alarm - light	<input type="checkbox"/>	<input type="checkbox"/>	<input checked="" type="checkbox"/>	<input type="checkbox"/>
<b>REMOTE PORT</b> connects 2 remote keys	<input type="checkbox"/>	<input type="checkbox"/>	<input checked="" type="checkbox"/>	<input checked="" type="checkbox"/>
<b>CANBUS PORT</b> sensors connectivity	<input type="checkbox"/>	<input type="checkbox"/>	<input type="checkbox"/>	<input checked="" type="checkbox"/>
<b>PRINTER</b>				
<b>VPRINT MODEL</b>				
<b>THERMAL PRINTER</b> 57mm wide paper roll	<input checked="" type="checkbox"/>	<input checked="" type="checkbox"/>	<input checked="" type="checkbox"/>	<input checked="" type="checkbox"/>
<b>TM295 MODEL</b>				
<b>DOT MATRIX PRINTER</b> prints dockets 70mm wide - carbon copy - 3 layers max. - total thickness 0,27 ÷ 0,95mm. Not available in Logisitcs and Containers Industries	<input type="checkbox"/>	<input checked="" type="checkbox"/>	<input checked="" type="checkbox"/>	<input checked="" type="checkbox"/>



				
<b>SP298 MODEL</b>				
<b>DOT MATRIX PRINTER</b> prints dockets 70mm wide - carbon copy - 3 layers max. - total thickness 0,27 ÷ 0,95mm. Not available in Logisitcs and Containers Industries. Docket formtas compatible with TM295 printer	<input type="checkbox"/>	<input checked="" type="checkbox"/>	<input checked="" type="checkbox"/>	<input checked="" type="checkbox"/>
<b>PRINTOUTS</b>				
<b>LOADOUT</b> data printed according to data management configuration	<input checked="" type="checkbox"/>	<input checked="" type="checkbox"/>	<input checked="" type="checkbox"/>	<input checked="" type="checkbox"/>
<b>TOTAL WITH PARTIALS</b> max. 200 partials per total	<input checked="" type="checkbox"/>	<input checked="" type="checkbox"/>	<input checked="" type="checkbox"/>	<input checked="" type="checkbox"/>
<b>PRODUCTS GRAND TOTAL</b> overall - date range - max.= 99.999t	<input checked="" type="checkbox"/>	<input checked="" type="checkbox"/>	<input checked="" type="checkbox"/>	<input checked="" type="checkbox"/>
<b>LOADED CUSTOMERS</b> overall by customer	<input type="checkbox"/>	<input checked="" type="checkbox"/>	<input checked="" type="checkbox"/>	<input checked="" type="checkbox"/>
<b>LOADED VEHICLES</b> overall by truck plate	<input type="checkbox"/>	<input type="checkbox"/>	<input checked="" type="checkbox"/>	<input checked="" type="checkbox"/>
<b>WEIGHTS LOG</b> overall - by customer	<input checked="" type="checkbox"/>	<input checked="" type="checkbox"/>	<input checked="" type="checkbox"/>	<input checked="" type="checkbox"/>
<b>CONFIGURATION</b>	<input checked="" type="checkbox"/>	<input checked="" type="checkbox"/>	<input checked="" type="checkbox"/>	<input checked="" type="checkbox"/>
<b>BARCODE</b> (code 39 type) A barcode can be included in each of the following data: Products - Customers - Operators ID - Destinations - Carriers - Machine Code - Ticket No. - Ticket No. + Machine Code - Loading Areas - Loading Notes - Date Time	<input type="checkbox"/>	<input checked="" type="checkbox"/>	<input checked="" type="checkbox"/>	<input checked="" type="checkbox"/>
<b>QRCODE</b> A QRcode can be included at the end of each Total Printout, two QRcodes will be printed if the Total loaded is of two products. The following data are included: Date and Time, Weight, Customer, Product, Price, Currency, Ticket No."	<input type="checkbox"/>	<input type="checkbox"/>	<input checked="" type="checkbox"/>	<input checked="" type="checkbox"/>
<b>DATA TRANSFER</b>				
<b>HARDWARE</b>				
<b>USB STICK</b> .csv file - .mill5 file ipotweb cloud compatible	<input checked="" type="checkbox"/>	<input checked="" type="checkbox"/>	<input checked="" type="checkbox"/>	<input checked="" type="checkbox"/>
<b>MODEM</b> Trackweight cellular - Vortex wifi - RFlink radio modem	<input type="checkbox"/>	<input checked="" type="checkbox"/>	<input checked="" type="checkbox"/>	<input checked="" type="checkbox"/>



				
<b>DATA PACKS</b>				
<b>CONFIGURATION</b> (USB) from ipotweb cloud - from device to device				
<b>LOADOUT</b> (USB - WIRELESS) to ipotweb cloud	 USB			
<b>DATA MANAGEMENT</b> USB: from/to ipotweb cloud WIRELESS: from ipotweb cloud	 USB	 USB		
<b>CERTIFICATIONS</b>				
<b>LEGAL METROLOGY</b>				
<b>EUROPE</b> according to 32/2014/EU (AWI) 31/2014/EU (NAWI). HelperXE is intended with M5 or HX sw, not excavator	<input data-bbox="742 969 769 999" type="checkbox"/>			
<b>RUSSIA</b>	<input data-bbox="742 1077 769 1106" type="checkbox"/>	<input data-bbox="949 1077 976 1106" type="checkbox"/>		<input data-bbox="1364 1077 1391 1106" type="checkbox"/>
<b>NEW ZELAND</b>	<input data-bbox="742 1137 769 1167" type="checkbox"/>	<input data-bbox="949 1137 976 1167" type="checkbox"/>		<input data-bbox="1364 1137 1391 1167" type="checkbox"/>
<b>AUSTRALIA</b>	<input data-bbox="742 1198 769 1227" type="checkbox"/>	<input data-bbox="949 1198 976 1227" type="checkbox"/>		<input data-bbox="1364 1198 1391 1227" type="checkbox"/>
<b>ELECTROMAGNETIC (EMC)</b>				
<b>MEASURING EQUIPMENT</b> EN61326-1				
<b>ROAD VEHICLES</b> ISO 7637-2 - electrical disturbances				
<b>ROAD VEHICLES</b> ISO 7637-3 - electrical disturbances				
<b>ROAD VEHICLES</b> ISO 16750-2 - environmental conditions				
<b>AFTERMARKET EQUIPMENT</b> EN 50498 - electromagnetic compatibility				
<b>AGRICULTURE MACHINERY</b> EN ISO 14982 - electromagnetic compatibility				
<b>FORESTRY MACHINERY</b> EN ISO 14982 - electromagnetic compatibility				
<b>EARTH MOVING MACHINERY</b> ISO 13766 - electromagnetic compatibility				





**ENVIRONMENTAL (SAE J1455)**

**DUST TEST**

DIN 40050-9 fine powder



**TEMPERATURE TEST**

-40°C ÷ +85°C



**SALT MIST TEST**



**VIBRATION AND SHOCK TEST**

40G



THE BACK SIDE



**M**



**S**



**X**



**XE**



S2

load sensor 2

S1

load sensor 1

POWER


power + tool position

WZONE

weighing sensor

PRINTER

printer



S2

load sensor 2

S1

load sensor 1

POWER

power + tool position

WZONE

weighing sensor

PRINTER

printer or modem



S2

load sensor 2

S1

load sensor 1

POWER

power + tool position

WZONE

weighing sensor

PRINTER

printer

MODEM

modem

TILT

tilt switch - light - alarm

REMOTE

remote keys



S2

load sensor 2

S1

load sensor 1

PWR/IN3-4

power + input 3-4

IN1-2

input 1-2

PRINTER

printer

MODEM

modem

RS485

not used

REMOTE

remote keys

CAN

angle sensors canbus

